

Brisa Concessão Rodoviária

FY 2019 Traffic Update

29th January 2020

Disclaimer

The information contained herein ("Information") has been prepared by Brisa – Concessão Rodoviária, S.A. ("BCR") and which, according to its nature, it is not provisional and which is not intended to give any forward-looking statements, estimates or future projections and should be read accordingly. The Information is publicly disclosed under the applicable rules and regulations and may be freely used under the condition that it shall remain unchanged. BCR renders no representation, warranty or undertaking, express or implied, with respect to, and no reliance should be placed on, the fairness, accuracy, completeness or correctness thereof. Neither BCR nor any of its affiliates, subsidiaries, directors, representatives, employees and/or advisors shall not be held liable nor responsible for any direct or indirect damages whatsoever that may occur or that may arise from any use of the Information or otherwise arising in connection with this presentation or as a result of any use or manipulation, modification or alteration, update, revision or correction, whether intentional or not, of such information the Information.

All data referred in this document must be reported to the document's date. Therefore, considering the nature and objective of the disclosure of the Information, BCR shall not be under any obligation to update said Information, nor shall it be under any obligation to make any prior announcement of any amendment or modification thereof its contents and therefore the Information may not be used in the future in connection with any offer (public or private) in relation to securities issued by BCR. Any decision to purchase, subscribe, exchange or otherwise trade any securities in any offering launched by BCR or on its behalf should be made solely on the basis of the information to be contained in the relevant prospectus, base prospectus or offering memorandum to be made available in due course in relation to any such offering in accordance with the applicable rules and regulations.

The Information herein is provided for general purposes only and is not intended to constitute professional advice. Furthermore, the Information does not constitute or form part of and should not be construed as, an offer (public or private) to sell, issue, advertise, market, invite to subscribe, submit to investment gathering procedures or the solicitation of an offer (public or private) to buy or acquire securities of BCR or any of its affiliates in any jurisdiction or an inducement to enter into investment activity in any jurisdiction.

Use of data contained herein in its original format shall contain a quote as to the source of the information and/or a reference of where it was taken from.

BRISA Concessão Rodoviária, S.A.

Head-Office: Quinta da Torre da Aguilha, Edifício BRISA, São Domingos de Rana

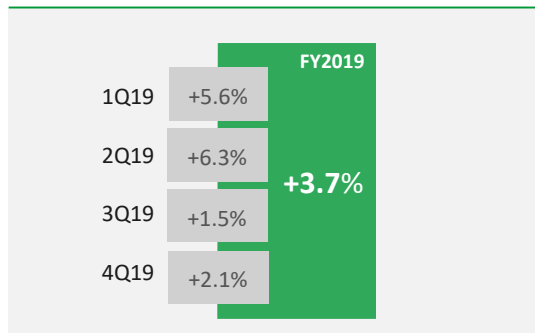
Share capital: EUR 75 000 000

Registered in the Commerce Registry Office of Cascais under register and corporate tax number 502790024

2019 Results

Traffic Evolution

Quarterly v.km growth (YoY)

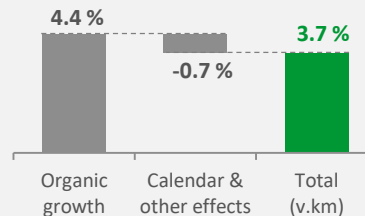


✓ **Traffic grew 3.7% during 2019, supported by a 4.4% increase in organic growth.** Traffic was negatively impacted by calendar effects, truck drivers strike in August and unfavorable weather conditions in the 4Q2019.

✓ **In 2019 traffic growth remained solid.** During summer months, traffic already surpassed historical peak levels.

Traffic Breakdown

| | 3M19 | 6M19 | 9M19 | 2019 |
|-----------------------|-------------|-------------|-------------|-------------|
| Organic Growth | 7.7% | 6.1% | 4.7% | 4.4% |
| Calendar effect | -2.1% | -0.1% | -0.4% | -0.5% |
| Others | 0.0% | 0.0% | -0.2% | -0.2% |
| Total | 5.6% | 6.0% | 4.1% | 3.7% |

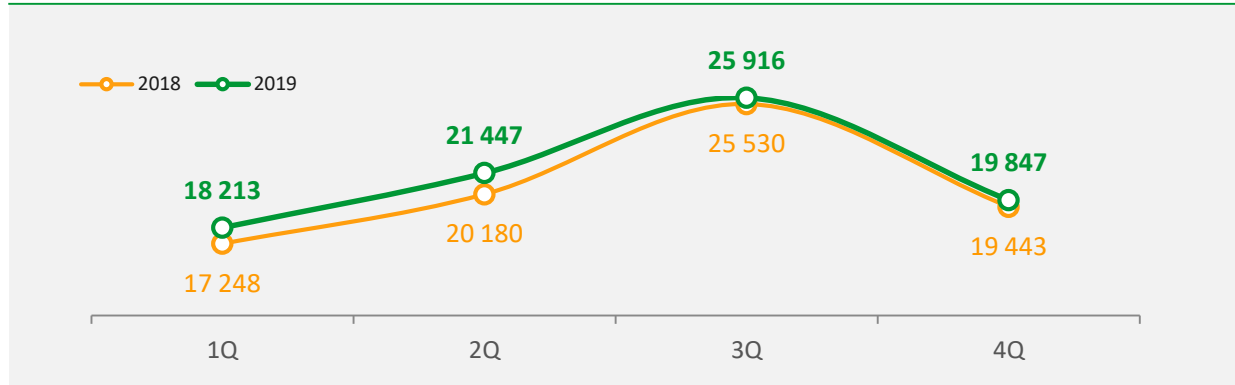


Traffic increased 3.7% in 2019

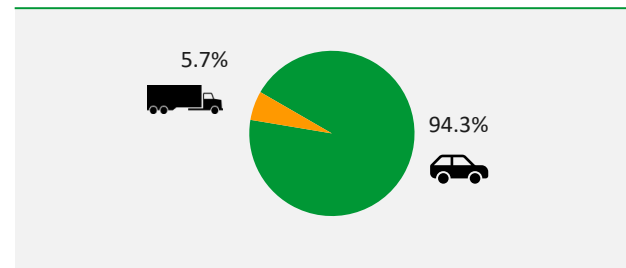
2019 Results

Traffic Evolution

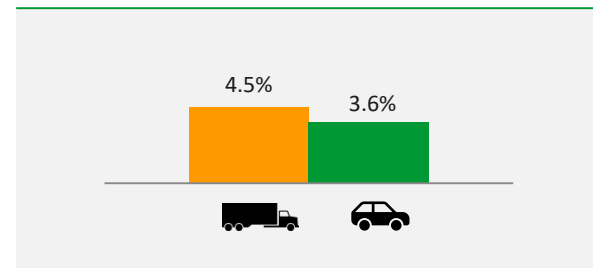
Quarterly ADT (Average Daily Traffic)



Traffic mix



LV/HV ADT growth (YoY)

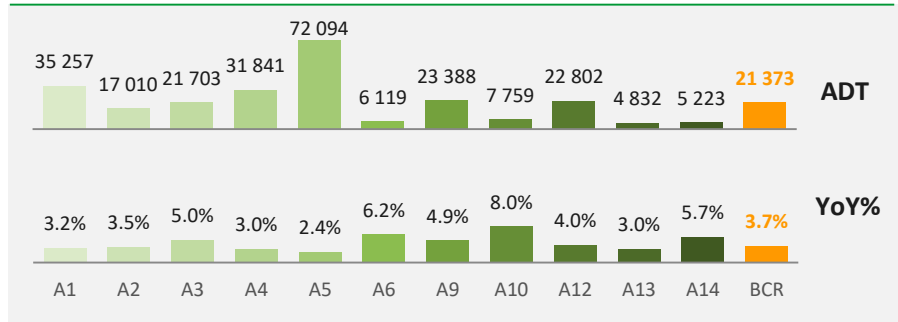


Heavy vehicle traffic with a higher growth rate than light vehicles

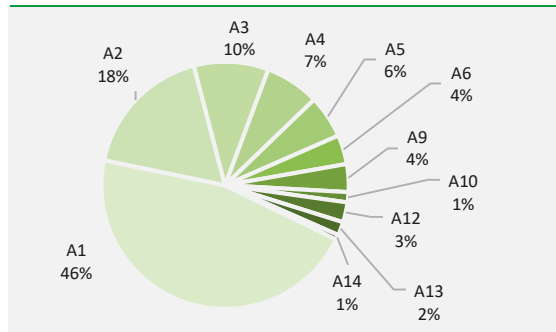
2019 Results

Traffic Evolution

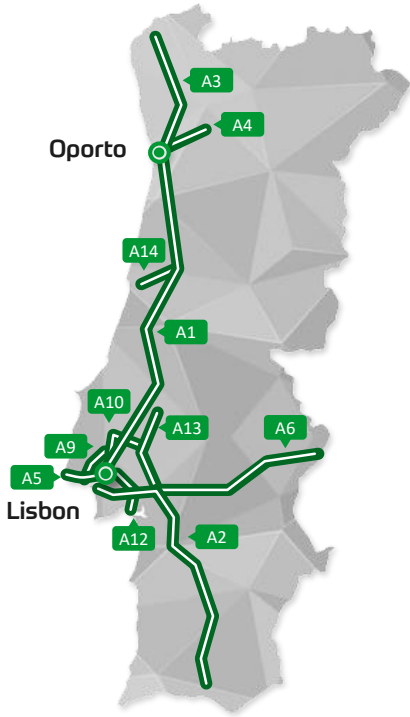
Average Daily Traffic (ADT)



Breakdown of 2019 v.km (%)



✓ As was the case in recent years, all motorways presented positive ADT and stable growth rates in 2019



Positive performance across all network

